




2. Flexibility for the Fingers



Seesaw on the bridge = Place your bow on top of the bridge, roll over the bridge from the lowest string to the highest without making a sound by moving your whole arm.

Fishing = Hold your bow at the balance point, give small impulses with your pinkie and watch the tip of the bow move up and down.

Biking= "Pedal" your bow with your index finger and pinkie like biking, hold the bow from the balance point again.

The saltshaker = shake your bow like you were using a salt shaker.

The Spider = Hold the bow with your normal bow hold with your thumb soft and curved, climb up and down the bow and try and keep the same bow hold.

Ostrich = Make your fingers flexible by imitating ostrich that are kissing each other.

The Flying Carpet = Hold the bow with your left hand at the tip, start by making the movement of the up bow by leaning on the index finger of your bow hand, fly the bow to your left, start the movement of the down bow and try to feel the weight of your bow arm on your pinkie, fly to the right. Try to feel the push and pull of the bow. Repeat.

Invent more exercises and have fun! (P.Rolland, U.Magnusson, J. Dixon, H. Sippel, L. Hämäläinen)



20. Magic with Music

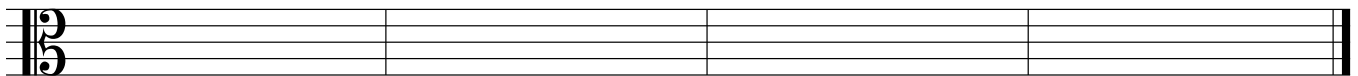
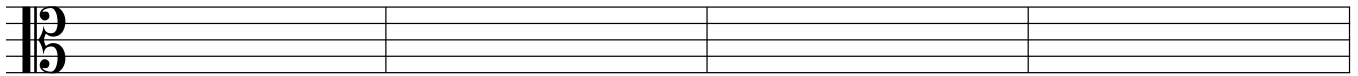
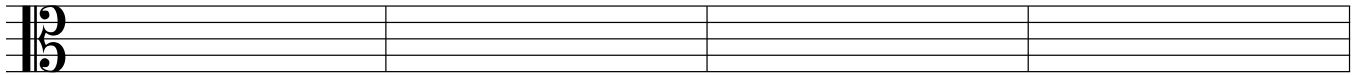


1. Decide a feeling you want to create
2. Choose one spell for the tempo
3. Choose your magic scale
4. Write your magic melody

allegro

moderato

largo



5. Make your magic stronger with these spells

p.

cresc.

rit.

mf

string.

dim.

6. Cast your magic spell by playing




21. D Minor




♪ = Play with your heartbeat


The Natural Minor



The Melodic Minor



The Triads



The Sweets



Mil-ka, Fa-zer, Clo-et-ta, Ma-ra-bou, Mil-ka, Fa-zer, Clo-et-ta, Ma-ra-bou...

22. Duos in D Minor




1833-1884 FRANZ

WOHLFART



I

II



I

II



I

II

I



II

30. Gavotte and Variations





♥♥♥♥ 1685-1759 ♥♥♥♥
GEORG FRIEDRICH HANDEL

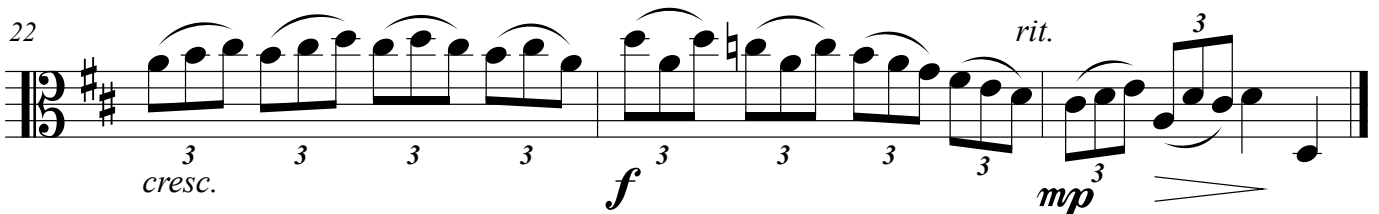


Theme



Variation 1



Variation 2



37. March



1685-1750

JOHANN SEBASTIAN BACH

Marcato

First system of musical notation (measures 1-5). The score is for two staves, I and II, in G major (one sharp) and common time (C). Both staves begin with a repeat sign and a fermata. A 'V' (Vibrato) marking is placed above the first measure of both staves. The music consists of eighth and sixteenth notes.

Second system of musical notation (measures 6-12). Measure 6 is marked with a '6'. The first staff has a fermata over measure 10. A 'V' marking is above measure 11. The second staff has a fermata over measure 10. The system ends with a repeat sign and a fermata.

Third system of musical notation (measures 13-17). Measure 13 is marked with a '13'. The first staff has a fermata over measure 15. A 'V' marking is above measure 15. The second staff has a fermata over measure 15. Dynamics markings include a hairpin crescendo leading to *p* (piano) and *cresc.* (crescendo).

Fourth system of musical notation (measures 18-22). Measure 18 is marked with a '18'. The first staff begins with a fermata and a *f* (forte) dynamic marking. The system ends with a repeat sign and a fermata.